

F

E

D

C

B

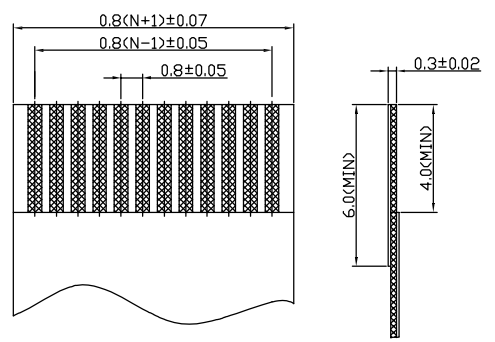
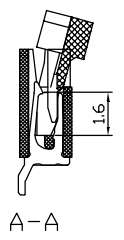
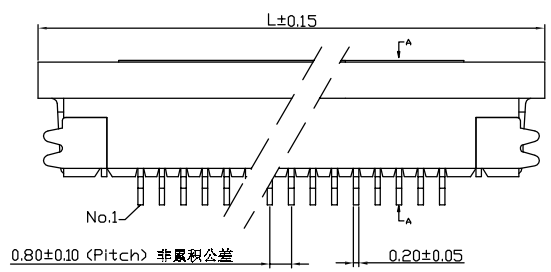
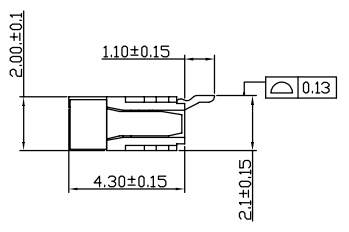
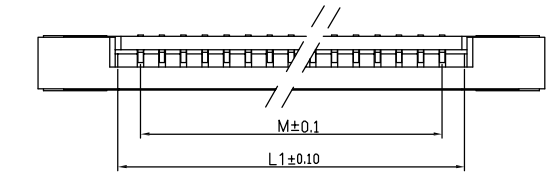
A

F

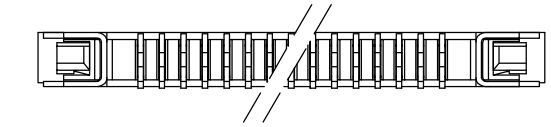
E

B

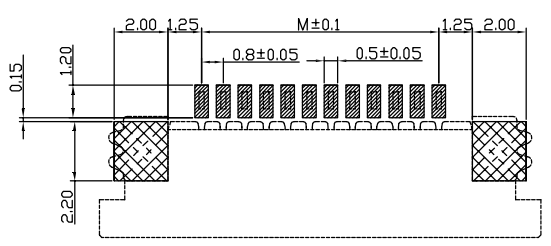
A



适用FPC寸法
APPLICABLE FPC



适用线路板
RECOMMENDED PCB LAYOUT



NOTES:

MATERIAL;
CONTACT: Phosphor Bronze
FITTING NAIL: Phosphor Bronze
HOUSING: LCP UL94V-0
ACTUATOR: LCP UL 94V-0
PLATING: SEE PART NUMBER

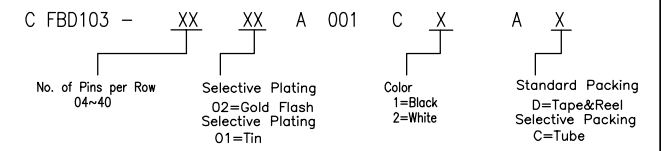
RATING

OPERATING TEMPERATURE: -25~85°C
OPERATING VOLTAGE: 50V AC/DC
CURRENT RATING: 0.5 AMPS
DIELECTRIC WITHSTANDING VOLTAGE:
500V AC/Minute;
INSULATION RESISTANCE: 500MΩ Min;
CONTACT RESISTANCE: 0.03Ω Max;

TABLE:

No. of Pins	Dimension Information		
	M	L1	L
04	2.4	4.06	10.0
05	3.2	4.86	10.8
06	4.0	5.66	11.6
07	4.8	6.46	12.4
08	5.6	7.26	13.2
09	6.4	8.06	14.0
10	7.2	8.86	14.8
11	8.0	9.66	15.6
12	8.8	10.46	16.4
13	9.6	11.26	17.2
14	10.4	12.06	18.0
15	11.2	12.86	18.8
16	12.0	13.66	19.6
17	12.8	14.46	20.4
18	13.6	15.26	21.2
19	14.4	16.06	22.0
20	15.2	16.86	22.8
21	16.0	17.66	23.6
22	16.8	18.46	24.4
23	17.6	19.26	25.2
24	18.4	20.06	26.0
25	19.2	20.86	26.8
26	20.0	21.66	27.6
27	20.8	22.46	28.4
28	21.6	23.26	29.2
29	22.4	24.06	30.0
30	23.2	24.86	30.8
31	24.0	25.66	31.6
32	24.8	26.46	32.4
33	25.6	27.26	33.2
34	26.4	28.06	34.0
35	27.2	28.86	34.8
36	28.0	29.66	35.6
37	28.8	30.46	36.4
38	29.6	31.26	37.2
39	30.4	32.06	38.0
40	31.2	32.86	38.8

Ordering Information



Green conn
Website: www.greenconn.com
E-mail: sales@greenconn.com

REV. A	UNIT. mm	SCALE. 1:1	PAGE. 1/1
--------	----------	------------	-----------

GENERAL TOLERANCE	
X'±5.0'	X.±/
.X'±3.0'	.X±0.30
.XX'±2.0'	.XX±0.20
.XXX'±1.0'	.XXX±0.10

DESIGNED:	DATE:
CHECKED:	DATE:
APPROVED:	DATE:

DWG. NO. CFBD103-CA001
PART NO. CFBD103-XXXX A001CXAX

TITLE. 0.8mm FPC CONN. ZIF SMT DARAWER H=2.0 LOWER CONTACT
--